

2016 Lagoon 450F

Sample premium valuation showing market range, structural repair proof, condition evidence, system lifecycle, ownership cost, and survey questions using the live evaluator report template.

BOATPEDIA FAIR-VALUE TARGET

\$536,500

Range \$504,500 to \$563,500

Variant **450F**

Location **Fort Lauderdale, FL**

Market read

2016 Lagoon 450F is reading within the currently supported market range with medium confidence from the details provided. Use \$526,000 as a target number, then confirm the boat with a

ASK	OFFER	ANNUAL
\$545,000	\$526,000	\$26,100

Evidence status

Condition and documentation notes are limited to submitted details, counted media, records, and market data. Missing or unverified proof stays on the review list instead of being credited.

31 evidence items counted

Value drivers

- Service evidence: Maintenance records make the boat easier for a buyer to trust.
- Survey-ready: A survey or sea trial can help narrow the final price range.
- Documents provided: Uploaded files can support the story once they are reviewed.
- Higher engine hours: Reported hours are likely to create a negotiation point.

Negotiation watchlist

- Higher engine hours: Reported hours are likely to create a negotiation point.
- Watermaker lifecycle due: Watermaker is past its expected 10-year service cycle unless records show newer replacement, refit, or overhaul work; reserve about
- Rig and sails lifecycle due: Rig and sails is past its expected 10-year service cycle unless records show newer replacement, refit, or overhaul work; reserve about
- Electronics lifecycle due: Electronics is past its expected 10-year service cycle unless records show newer replacement, refit, or overhaul work; reserve about
- Safety lifecycle due: Safety is past its expected 8-year service cycle unless records show newer replacement, refit, or overhaul work; reserve about \$8,175 of value risk

12-page valuation package

This is the same premium report page set surfaced in the evaluator: each page answers one buyer or seller question and calls out evidence limits.

01

Executive summary

The quick read on value, confidence, evidence quality, and next action.

02

Boat identity

Model, layout, year, power, location, and assumptions used in the valuation.

03

Fair value range

A supported range using active asking prices, seasonality, and condition signals.

04

Comparable listings

Same-model listings first, then similar-category matches when supply is thin.

05

Photo analysis

Numbered notes from listing photos and private uploads, with evidence limits called out.

06

Condition breakdown

Exterior, interior, mechanical, systems, and electronics when evidence supports it.

07

Systems health

A simple view of what looks ready, what needs proof, and what may affect price.

08

System lifecycle

Remaining service cycles, replacement reserve, and labor context for major onboard systems.

09

Ownership cost

Annual and monthly estimates for insurance, storage, maintenance, and fuel.

10

Deal watchlist

Specific items to verify before relying on the number.

11

Survey questions

Plain-language questions to bring into survey, inspection, or negotiation.

12

Source notes

What was used, what was not available, and where confidence was limited.

MARKET AND CONDITION

Fair value, comps, and condition evidence

Projection uses latest fresh append-only observations per source listing, active asking prices only, normalized USD values, and light outlier filtering when enough samples exist.

ASKING PRICE \$545,000	FAIR-VALUE TARGET \$536,500	BUYER TARGET \$526,000
----------------------------------	---------------------------------------	----------------------------------

Comparable listings (exact + similar)

2015 Lagoon 450 F	Exact model / Phuket, Thailand	\$435,319
2015 Lagoon 450 F	Exact model / Phuket, Thailand	\$438,618
2015 Lagoon 450 F	Exact model / Sibenik, Croatia	\$409,376
2015 Lagoon 450 F	Exact model / Mahe, Seychelles	\$409,376
2016 Lagoon 450 F	Exact model / Edgewater, Maryland	\$575,000

Value drivers

Service evidence

Maintenance records make the boat easier for a buyer to trust.

Survey-ready

A survey or sea trial can help narrow the final price range.

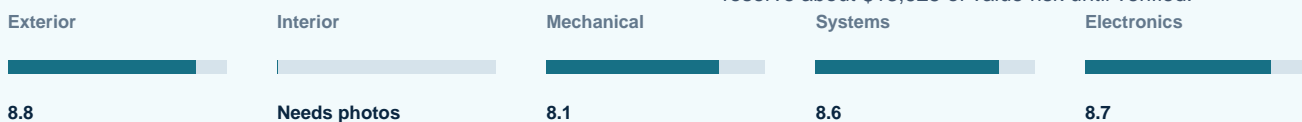
Documents provided

Uploaded files can support the story once they are reviewed.

Higher engine hours

Reported hours are likely to create a negotiation point.

Condition breakdown



Deal watchlist

Higher engine hours

Reported hours are likely to create a negotiation point.

Watermaker lifecycle due

Watermaker is past its expected 10-year service cycle unless records show newer replacement, refit, or overhaul work; reserve about \$13,625 of value risk until verified.

Rig and sails lifecycle due

Rig and sails is past its expected 10-year service cycle unless records show newer replacement, refit, or overhaul work; reserve about \$24,525 of value risk until verified.

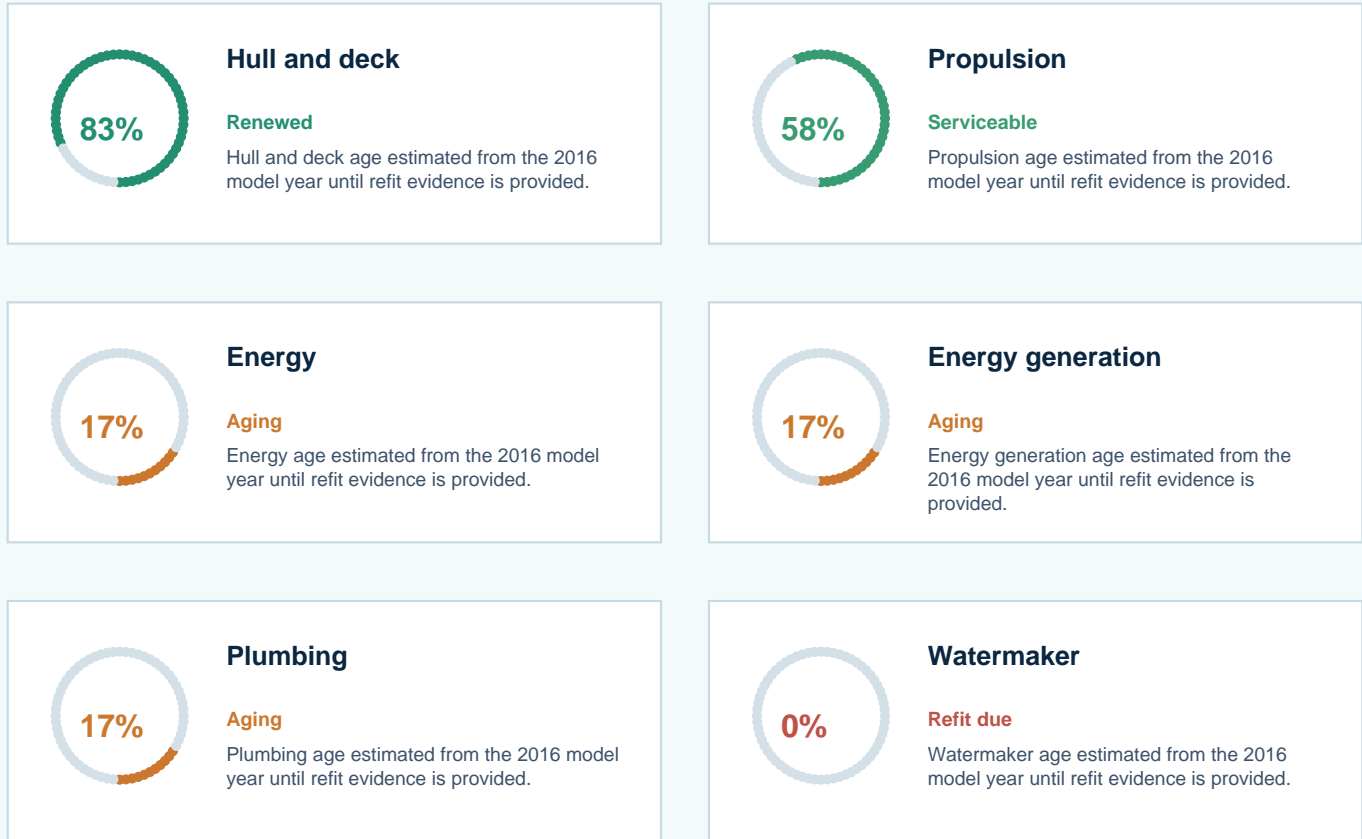
Electronics lifecycle due

Electronics is past its expected 10-year service cycle unless records show newer replacement, refit, or overhaul work; reserve about \$13,625 of value risk until verified.

SYSTEMS HEALTH

System lifecycle and ownership reserve

No dated system refits were found, so lifecycle wear is estimated from the 2016 model year and should be verified with records. 4 systems are flagged as refit due.

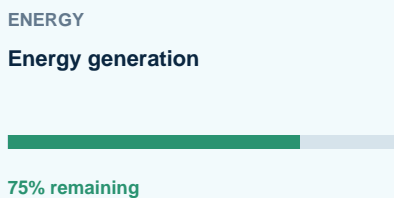


ANNUAL OWNERSHIP
\$26,100

MONTHLY RESERVE
\$2,175

LIFECYCLE BASIS
2026 model year

Premium equipment credit examples



Media evidence and review gaps

The report tracks submitted and listing media coverage only. If images are unavailable or a view is missing, visual evidence is marked as needing review instead of guessed.

Media counted

22 photos / 0 videos

Coverage score is 100%. The report does not infer photo findings beyond counted media and missing-view status.

Views needing review

Coverage count complete

The required view count is covered, but photo recency and condition details still need review.

<p>1 Media coverage counted Photos and videos are counted as coverage only; visual condition claims still require review.</p>	<p>2 Image review status Media coverage is sufficient to queue image review; no photo-specific condition findings are</p>
<p>1 No photo defects asserted Report avoids unsupported image findings</p>	<p>2 Verify media recency Confirm photos match current condition</p>
<p>3 Confirm media identity Match images to the listed boat</p>	<p>4 Review closeups Check damage views before relying on condition</p>

Value drivers

Service evidence

Maintenance records make the boat easier for a buyer to trust.

Survey-ready

A survey or sea trial can help narrow the final price range.

Documents provided

Uploaded files can support the story once they are reviewed.

Higher engine hours

Reported hours are likely to create a negotiation point.

Boatpedia Evaluator is a market intelligence estimate, not a formal marine appraisal, survey, lender valuation, insurance valuation, or purchase recommendation.

Negotiation watchlist

Higher engine hours

Reported hours are likely to create a negotiation point.

Watermaker lifecycle due

Watermaker is past its expected 10-year service cycle unless records show newer replacement, refit, or overhaul work; reserve about \$13,625 of value risk until verified.

Rig and sails lifecycle due

Rig and sails is past its expected 10-year service cycle unless records show newer replacement, refit, or overhaul work; reserve about \$24,525 of value risk until verified.

Electronics lifecycle due

Electronics is past its expected 10-year service cycle unless records show newer replacement, refit, or overhaul work; reserve about \$13,625 of value risk until verified.